

A Non-local Method for Robust Noisy Image Completion: Supplementary Results

Wei Li, Lei Zhao, Duanqing Xu, and Dongming Lu

Zhejiang University, Hangzhou, P.R.China

More results of our approach and the three reference methods are displayed in this supplementary material.



(a) Original

(b) Corrupted image MR = 30%, $\sigma = 25$ 

(c) Pre-completion result



(d) TV PSNR = 30.38dB



(e) NL-Means PSNR = 31.23dB



(f) BM3D PSNR = 32.98dB



(g) Our approach PSNR = 33.78dB

Fig. 1.



(a) Corrupted image MR = 30%, $\sigma = 40$ (b) Pre-completion result (c) TV PSNR = 28.27dB



(d) NL-Means PSNR = 28.93dB (e) BM3D PSNR = 30.75dB (f) Our approach PSNR = 31.59dB

Fig. 2.




Fig. 3.



(a) Corrupted Image MR = 50%, $\sigma = 40$ (b) Pre-completion result (c) TV PSNR = 26.95dB



(d) NL-Means PSNR = 27.39dB (e) BM3D PSNR = 28.51dB (f) Our approach PSNR = 30.65dB

Fig. 4.



(a) Original



(b) Corrupted image MR = 50%, $\sigma = 25$



(c) Pre-completion result



(d) TV PSNR = 24.27dB



(e) NL-Means PSNR = 25.08dB



(f) BM3D PSNR = 25.96dB



(g) Our approach PSNR = 27.46dB

Fig. 5.



(a) Original

(b) Corrupted image MR = 50%, $\sigma = 25$ 

(c) Pre-completion result



(d) TV PSNR = 23.05dB



(e) NL-Means PSNR = 24.28dB



(f) BM3D PSNR = 25.04dB



(g) Our approach PSNR = 27.25dB

Fig. 6.



(a) Original

(b) Corrupted image MR = 50%, $\sigma = 25$ 

(c) Pre-completion result



(d) TV PSNR = 22.56dB



(e) NL-Means PSNR = 23.65dB



(f) BM3D PSNR = 24.84dB



(g) Our approach PSNR = 26.26dB

Fig. 7.





Fig. 8.



(a) Original

(b) Corrupted image MR = 50%,
 $\sigma = 25$ 

(c) Pre-completion result



(d) TV PSNR = 24.15dB



(e) NL-Means PSNR = 25.09dB



(f) BM3D PSNR = 26.45dB



(g) Our approach PSNR = 27.82dB

Fig. 9.