

INVERSION OF A SEMI-PHYSICAL ODE MODEL

Laurent Bourgois, Gilles Roussel and Mohammed Benjelloun

Laboratoire d'Analyse des Systèmes du Littoral (EA 2600)

Université du Littoral - Côte d'Opale

50 rue Ferdinand Buisson, B.P. 699, 62228, Calais Cedex, France

firstname.name@lasl.univ-littoral.fr

Keywords: Semi-physical modeling, gray-box, inverse dynamic model, neural network, model fusion.

Abstract: This study proposes to examine the design methodology and the performances of an inverse dynamic model by fusion of statistical training and deterministic modeling. We carry out an inverse semi-physical model using a recurrent neural network and illustrate it on a didactic example. This technique leads to the realization of a neural network inverse problem solver (NNIPS). In the first step, the network is designed by a discrete reverse-time state form of the direct model. The performances in terms of generalization, regularization and training effort are highlighted in comparison with the number of weights needed to estimate the neural network. Finally, some tests are carried out on a simple second order model, but we suggest the form of a dynamic system characterized by an ordinary differential equation (ODE) of an unspecified r order.

1 INTRODUCTION

Generally, inverse problems are solved by the inversion of the direct knowledge-based model. A knowledge-based model describes system behavior using the physical, biological, chemical or economic relationships formulated by the expert. The "success" of the data inversion, i.e. the restitution of a nearest solution in the sense of some l_2 or l_∞ norm distance from the exact sources of the real system, depends on the precision of the model, on the noise associated with the observations and on the method.

Whereas the noise is inherent in the hardware and conditions of measurement and thus represents a constraint of the problem, on the other hand, the two controls an engineer possesses to improve quality of the estimated solution are the model and the method. The approach we propose thus relates to these two aspects. It aims at overcoming several difficulties related to the definition of the model and its adjustments, and to the search for a stable solution of the sought inputs of the system.

2 SEMI-PHYSICAL MODELING

Obtaining a robust knowledge-based model within the meaning of exhaustiveness compared to the variations

of context (one can also say generic), is often tricky to express for several reasons. One firstly needs a perfect expertise of the field to enumerate all the physical laws brought into play, all the influential variables on the system and an excellent command of the subject to make an exhaustive spatial and temporal description of it. Even if the preceding stage is completed, it is not rare that some parameters can not be measured or known with precision. It is then advisable to estimate these parameters starting from the observable data of the system under operation. Once the physical model has been fixed, it is endowed with good generics.

A black-box model is a behavior model and depends on the choice of a mathematical *a priori* form in which an engineer has a great confidence on its adaptability with the real behavior of the system. In the black-box approach, the model precision is thus dependent on the adopted mathematical form, on the approximations carried out on the supposed system order (linear case), on the assumptions of nonlinearity, and on the quantity and the quality of data to make the identification of the model. Many standard forms of process (ARMA, ARMAX, NARMAX) (Ljung, 1999) are able to carry out a black-box modeling. Other techniques containing neural networks have the characteristic not to specify a mathematical form but rather a neural structure adapted to the nature of the system (static, dynamic, linear, nonlinear, exogenic

input, assumptions on the noise). Neural networks are known for possessing a great adaptability, with the properties of universal approximator (Hornik et al., 1989), (Sontag, 1996) if the available training examples starting from validated observations are in a significant number. Nevertheless, black-box models are less parsimonious than knowledge-based models since the mathematical functions taking part in the latter are exact functions (not leaving residues of the output error, without noise). The second disadvantage of neural black-box models is the least generic behavior with respect to the new examples which do not form part of the base of training set. However some techniques exist to improve the generalizing character of a neural network, like the regularization or the abort (early stopping) of the training when the error of validation increases.

Between the two types of models previously exposed, (Oussar and Dreyfus, 2001) introduce the semi-physical or gray-box model. This type of model fulfills at the same time the requirements of precision, generics, parsimony of the knowledge-based models, and also possesses the faculty of training and adaptability. Close approaches were proposed by (Cherkassky et al., 2006). These approaches often consist in doing the emulation of physically-based process models starting from training of neural networks with simulated data (Krasnopolsky and Fox-Rabinovitz, 2006). If the knowledge model is difficult to put in equation because of its complexity, the idea will be to structure a looped neural network (case of dynamic complex systems) using knowledge on the fundamental laws which govern the system. Then, we add degrees of freedom (neurons) to the network to adapt it to the ignored parts of the system. The recall phase (production run) then makes it possible to carry out the predicted outputs in real time.

3 INVERSE NEURAL MODEL

3.1 Principle

The inversion of a physical model generally consists in estimating information on the nonmeasurable parameters or inputs starting from the measurable observations and *a priori* information on the system. We propose here to use the training of an inverse model using a neural network. Some ideas for forward and inverse model learning in physical remote measurement applications are proposed by (Krasnopolsky and Schillerb, 2003). It consists in estimating parameters of the network so that the outputs correspond to the inputs (or the parameters) desired for training set of

examples (figure 1). In recall phase, the network estimates the amplitudes of the parameters or the sequence of the input vector for the measured observations (figure 2), by supposing here that the real model does not evolve any more after the last training. Here the model is structured by the inverse model starting from the direct deterministic model.

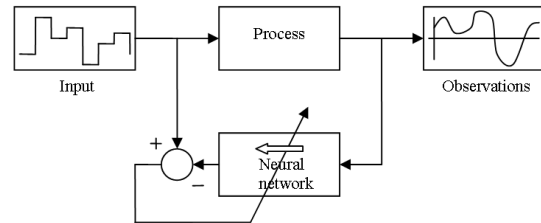


Figure 1: Training phase of the inverse neural model.

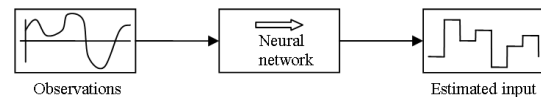


Figure 2: Recall phase of the inverse neural model.

3.2 Regularization and Inverse Neural Model

Inverse problems are often ill posed within the meaning of Hadamard (Groetsch, 1993). They can present:

1. An absence of solution;
2. Multiple solutions;
3. An unstable solution.

To transform ill posed problems into well conditioned problems, it is necessary to add *a priori* knowledge on the system to be reversed. There are several approaches which differ by the type of *a priori* knowledge introduced (Tikhonov and Arsenin, 1977), (Idier, 2001), (Mohammad-Djafari et al., 2002).

However, can we pose the problem of the regularization in the case of the NNIPS ? In fact, it is clear that the neural network provides a solution to the presentation of an input example. Even if this example is unknown, the network answers in a deterministic way by a solution, which could be false. From its property of classifier and autoassociativity, it will provide in best case, the most similar solution to the class including the test examples. That thus answers difficulties 1 and 2 of the inverse problems, even if the suggested solution can prove to be false. In addition, we saw above that regularization during training phase, improves generalization with respect to the examples.

It avoids the problem of overtraining which precisely results in an instability of the solutions in the vicinity of a point. It is remarkable that the early stopping method should have an interesting effect on generalization and constitute a particular form of the regularization. In other words, we have found, with the neural networks the techniques usually exploited for the analytical or numerical inverse problems regularization so as to answer risk 3. This confirms our opinion to use the neural networks like an inverse model.

4 RECURRENT NEURAL SYSTEMS MODELING

4.1 General Case

In particular, we have been interested in dynamic systems represented by recurrent equations or finite differences. We have chosen to represent the models by a state space representation because of systems modeling convenience and for the more parsimonious character compared to the input-outputs transfer type models. We have thus made the assumption that the system can be represented by the following state equations:

$$\begin{cases} x(n+1) &= \varphi[x(n),u(n)] \\ y(n) &= \psi[x(n)]+b(n) \end{cases} \quad (1)$$

φ is the vector transition function, ψ is the output vector function and $b(n)$ is the output noise to instant n . Under this assumption of output noise, neural modeling takes the following canonical form (Dreyfus et al., 2004):

$$\begin{cases} x(n+1) &= \Phi_{RN}[x(n),u(n)] \\ y(n) &= \Psi_{RN}[x(n)]+b(n) \end{cases} \quad (2)$$

The observation noise appearing only in the observation equation does not have any influence on the dynamic of the model. In this case, the ideal model is the looped model, represented on figure 3.

4.2 Dynamic Semi-Physical Neural Modeling

The semi-physical model design requires that one should have a knowledge-based model, usually represented in the form of an algebraic equation whole, differential, with partial derivative, sometimes non-linear coupled. We have examined the modeling of a system represented by an ordinary differential equation. To expose the principle, we have again taken

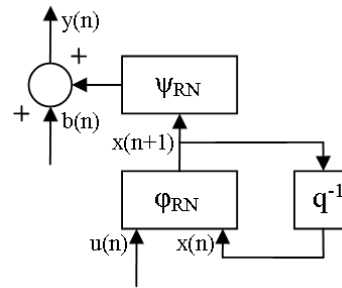


Figure 3: Ideal direct neural model with output noise assumption. The q^{-1} operator stands for one T sample time delay.

the essential phases of semi-physical neural modeling more largely exposed in (Oussar and Dreyfus, 2001), (Dreyfus et al., 2004). We have also supposed that the starting model can be expressed by the continuous state relations:

$$\begin{cases} \frac{dx}{dt} &= f[x(t),u(t)] \\ y(t) &= g[x(t)] \end{cases} \quad (3)$$

Where x is the vector of state variables, y is the output vector, u is the command inputs vector, and where f and g are vector functions. The functions f and g can however be partially known or relatively vague. In a semi-physical neural model, the functions which are not precisely known are fulfilled by the neural network, after the preliminary training of the latter from experimental data. The accurately known functions are maintained in their analytical form, but one can also adopt a neural representation whose activation function is known and does not use of adjustable parameters. The design of a semi-physical model generally includes four stages:

- Obtaining the discrete knowledge-based model;
- Designing the network in the canonical form (2) by adding degrees of freedom;
- Initializing from a knowledge-based model simulator;
- Training from the experimental data.

We have applied these steps to an inverse semi-physical model by adding a stage of inversion of the discrete model before training.

4.3 An Academic Example: the Direct Second Order Ode Model

We have studied the deconvolution problem for linear models governed by an ordinary differential equation in order to test the method. However, this work has been only one first step with more general inverse

problem, which aims, starting from some observations of the system at carrying out the training of the inverse model for then being able to estimate the inputs and the observable states (within the observability sense of the states) of the system. Let us suppose a system represented by the differential equation:

$$\frac{d^2y}{dt^2} + 2\xi\omega_n \frac{dy}{dt} + \omega_n^2 y = c_1 u(t) \quad (4)$$

This second order differential equation could be the representation of a mechanical system (mass, spring, shock absorber) or of an electric type (RLC filter) excited by a time depending input $u(t)$. This physical model where the kinematic parameters of damping ξ , natural pulsation ω_n , and static gain c_1 are not *a priori* known, can be represented by the model of following state:

$$\begin{cases} \frac{dx(t)}{dt} = \begin{bmatrix} 0 & 1 \\ -\omega_n^2 & 1-2\xi\omega_n \end{bmatrix} x(t) + \begin{bmatrix} 0 \\ c_1 \end{bmatrix} u(t) \\ y(t) = \begin{bmatrix} 1 & 0 \end{bmatrix} x(t) \end{cases} \quad (5)$$

The first stage is supplemented by the discretization. By supposing that we have collected the data with T sampling period, we have proceeded to the discretization by choosing the explicit Euler method. For the system (5) to which one has added an observation noise $b(n)$, the discrete equation of state is obtained:

$$\begin{cases} x(n+1) = Fx(n) + Gu(n) \\ y(n) = Hx(n) + b(n) \end{cases} \quad (6)$$

With:

$$\begin{cases} F = \begin{bmatrix} 1 & T \\ -\omega_n^2 T & 1-2\xi\omega_n T \end{bmatrix} \\ G^T = \begin{bmatrix} 0 & T \end{bmatrix} \\ H = \begin{bmatrix} c_1 & 0 \end{bmatrix} \end{cases} \quad (7)$$

The model in the form of looped neural network of the nondisturbed canonical system (6), is represented on figure 4.

The transfer functions represented on figure 4 are purely linear, being the ideal neural model. No new degrees of freedom are added to the direct model, this one being only intermediate representation, nonessential to the study. It simply illustrates with an example, the general form of the figure 3.

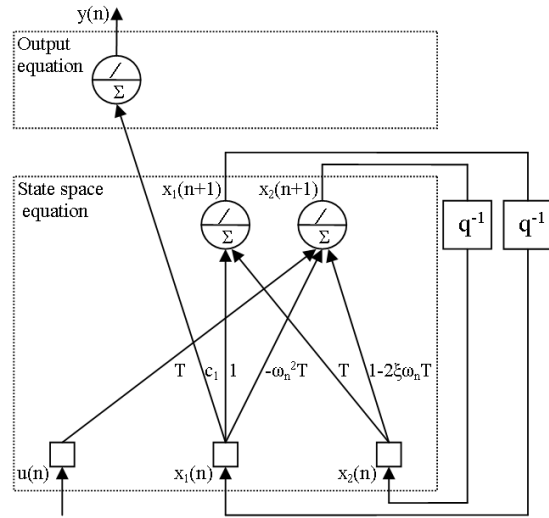


Figure 4: Direct second order neural model.

5 INVERSE SEMI-PHYSICAL NEURAL MODEL

5.1 Case of Second Order Model

From the preceding model we have expressed the output $u(n)$ according to the input $y(n)$. The particular shape of Kronecker of matrices G and H in the relation (6), has enabled us to isolate $x_1(n)$, $x_2(n)$ and $u(n)$:

$$\begin{cases} x_1(n) = \frac{y(n)-b(n)}{c_1} \\ x_2(n) = \frac{x_1(n+1) - y(n)-b(n)}{c_1 T} \\ u(n) = \alpha x_1(n+1) + \beta x_2(n+1) + \gamma [y(n)-b(n)] \end{cases} \quad (8)$$

With:

$$\begin{cases} \alpha = \frac{2\xi\omega_n T - 1}{T^2} \\ \beta = \frac{1}{T} \\ \gamma = \frac{(\omega_n T)^2 + (1 - 2\xi\omega_n T)}{c_1 T^2} \end{cases} \quad (9)$$

And finally, one has obtained the matrix form:

$$\begin{cases} x(n) = \begin{bmatrix} 0 & 0 \\ \frac{1}{T} & 0 \end{bmatrix} x(n+1) + \begin{bmatrix} \frac{1}{c_1} \\ -\frac{1}{c_1 T} \end{bmatrix} [y(n)-b(n)] \\ u(n) = \begin{bmatrix} \alpha & \beta \end{bmatrix} x(n+1) + \gamma [y(n)-b(n)] \end{cases} \quad (10)$$

Of course, this noncausal equation is realistic only if we calculate the recurrence by knowing the state at

the moment $n + 1$ to determine the state at the moment n . This is more natural to the inverse problem where we seek to reconstitute the input sequence at the origin of the generated observations. The equation now reveals the output noise as a correlated state noise $b(n)$ and as a noise on the input $u(n)$ with a rate of amplification equivalent to the real γ . The ideal looped neural network representation of the model (10) is given on figure 5. We preserve the delays q^{-1} between the states $x(n + 1)$ and $x(n)$ because of the presentation of the output $y(n)$ and the calculation of $u(n)$ in reverse-time. In addition, this model remains stable for any T , the eigenvalues of the reverse-time state matrix being null for this example.

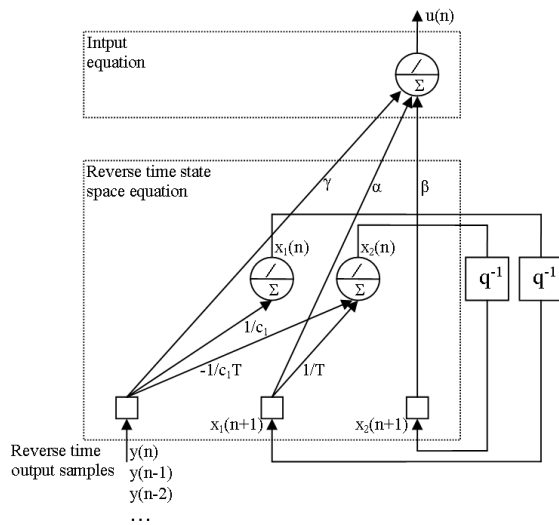


Figure 5: Inverse second order neural model.

If the sampling period is generally known, coefficients α , β and γ of the physical model can be imprecise, or completely unknown. The degrees of freedom that can be added to the network can relate to these parameters, themselves resulting from a combination of physical parameters. It is then optionally advisable to supplement this network by adding additional neurons on some internal links where parameters must be estimated.

5.2 General Case for r Order Ode without Derivative Input

The general case of the ODE mono input, mono output, continuous, without derivative from the input is expressed as follows:

$$a_r \frac{d^r y}{dt^r} + a_{r-1} \frac{d^{r-1} y}{dt^{r-1}} + \dots + a_1 \frac{dy}{dt} + a_0 y = c_1 u(t) \quad (11)$$

In time discretization by sample interval of a low width T by the Euler's finite differences method, the shape of the direct equation matrices F , G and H are then:

$$\begin{cases} F = \begin{bmatrix} 1 & T & 0 & \dots & 0 \\ 0 & 1 & T & \dots & 0 \\ & & \ddots & \ddots & \\ & & & 1 & T \\ 0 & & & 0 & 1 \\ -\frac{a_0 T}{a_r} & \dots & & & -\frac{a_{r-1} T}{a_r} + 1 \end{bmatrix} \\ G^T = [0 \quad \dots \quad 0 \quad T] \\ H = [c_1 \quad 0 \quad \dots \quad 0] \end{cases} \quad (12)$$

A new system is obtained with the inverse model expressed in reverse-time:

$$\begin{cases} x(n) = F_I x(n+1) + G_I [y(n) - b(n)] \\ u(n) = H_I x(n+1) + I_I [y(n) - b(n)] \end{cases} \quad (13)$$

Where the matrices of the inverse state equation F_I , G_I , H_I and I_I are all dependent on T . The retrograde lower triangular state matrix, of size $dim(F_I) = r \times r$ and of rank $(r - 1)$, takes the form (14).

$$F_I = \begin{bmatrix} 0 & & & & 0 \\ \frac{1}{T} & & & & \\ -\frac{1}{T^2} & \frac{1}{T} & & & \\ \vdots & \vdots & \ddots & \ddots & \\ -\left(-\frac{1}{T}\right)^{r-1} & -\left(-\frac{1}{T}\right)^{r-2} & \dots & \frac{1}{T} & 0 \end{bmatrix} \quad (14)$$

The output application matrix G_I , of dimension $dim(G_I) = r \times 1$ becomes (15).

$$G_I^T = \left[\frac{1}{c_1} \quad -\frac{1}{c_1 T} \quad \frac{1}{c_1 T^2} \quad \dots \quad \frac{1}{c_1} \left(-\frac{1}{T}\right)^{r-1} \right] \quad (15)$$

The input matrix of dimension $dim(H_I) = 1 \times r$ is worth (16).

$$\begin{aligned} H_I &= \left[0 \quad \dots \quad 0 \quad \frac{1}{T} \right] \\ &+ \left[\frac{a_0}{a_r} \quad \dots \quad \frac{a_{r-2}}{a_r} \quad -\frac{1}{T} \left(1 - \frac{a_{r-1} T}{a_r}\right) \right] F_I \end{aligned} \quad (16)$$

The direct application matrix I_I of the output to the input, of dimension $dim(I_I) = 1 \times 1$ is given by (17).

$$I_I = \begin{bmatrix} \frac{a_0}{a_r} & \cdots & \frac{a_{r-2}}{a_r} & -\frac{1}{T} \left(1 - \frac{a_{r-1}T}{a_r} \right) \end{bmatrix} G_I \quad (17)$$

If it is considered that the representation of the inverse model (1) takes the form (18), the general neural representation of the inverse model takes the form shown on figure 6.

$$\begin{cases} x(n) = \phi_{RN}^I[x(n+1), y(n)] \\ u(n) = \psi_{RN}^I[x(n+1), y(n)] \end{cases} \quad (18)$$

In Which $\phi_{RN}^I(F_I, G_I)$ is related to transition to reverse-time and $\psi_{RN}^I(H_I, I_I)$ represents the restoring function of the input. On the numerical level, the eigenvalues of the matrix F_I in ODE case being all null, thus there is no risk of instability.

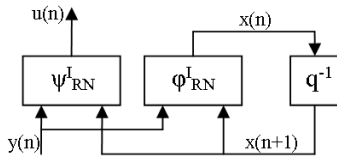


Figure 6: Neural representation of the reverse state model.

6 RESULTS

The goal of this section is to check the assumptions of awaited quality concerning the two NNIPS (black-box and gray-box models) in terms:

- of robustness with respect to an unknown input from the base of training compared to the inverse state model;
- of robustness with respect to the noise on the output (i.e. the regularizing effect) compared to the inverse state model;
- of gain in effort of training.

The black-box neural model is an Elman network with two linear neurons on its hidden layer, and with one neuron on its output layer. This neural network is fully connected, and the weights and biases are initialized with the Nguyen-Widrow layer initialization method (Nguyen and Widrow, 1990). The semi-physical model design is carried out from the preceding black-box model which has been modified to obtain the neural representation of the figure 5. For that, the coefficients depending on the parameters T , c_1 , α , β and γ are left free. Only three coefficients have been forced to be null to delete corresponding connections. We have also connected the inputs layer to

the output layer, but we have not added any additional neuron. These two models are subjected to a training with (pseudo) experimental disturbed data. For the numerical tests, we have adopted the parameters according to $\omega_n = 5 \text{ rad.s}^{-1}$, $\xi = 0.4$, $T = 0.05 \text{ s}$ and $c_1 = 1$. It is noticed that this choice of parameters ensures, for the matrix F of the system (6), a spectral radius lower than 1, and consequently the stability of the direct model.

To construct the sets of training, we have generated a N samples input random sequence to simulate the direct knowledge-based model. This signal is a stochastic staircase function, resulting from the product of an amplitude level A_e by a Gaussian law of average μ_e and variance σ_e^2 , of which the period of change T_e of each state is adjustable. T_e influences the input signal dynamics, and thus the spectrum of the system excitation random signal. For all the tests, we have fixed $A_e = 1$, $\mu_e = 0$, $\sigma_e^2 = 1$, $T_e = 60T$, $T_b = 3T$ and $\mu_b = 0$. This input signal provides a disturbed synthetic output signal. The variance σ_b^2 , the average μ_b , as well as the period of change of state T_b characterize the dynamics of the noise.

Weights Initial Value: The stage of coefficients initialization being deterministic for the quality of the results in the black-box model case, we have chosen to reproduce hundred times each following experiments. Indeed, some initial values can sometimes generate mean squared error (MSE) toward infinite value. These results will then be excluded before carrying out performances and average training efforts calculation.

6.1 Test On Modeling Errors and Regularizing Effect

We have measured the generalization and regularization contribution of the inverse neural model compared to the inverse state model. For that, we have compared the mean square errors of the inverse state model with those obtained in phase of recall of the two inverse neural form models.

6.1.1 Training and Test Signals and Comparison of Restorations

We have tested five training sequences length $N = 300$ samples. The variances which characterize the dynamics of the noise in the pseudo experimental signals σ_b^2 are worth 0, 0.03, 0.09, 0.25, and 1. They generate for the process output signal several values of signal to noise ratio (SNR) from around 20 dB to infinity. Then we have compared the MSE of deconvolution in recall phase with new disturbed random

signals with the same variances and applied to the inverse black-box and semi-physical models.

6.1.2 Numerical Results

Let us underline the fact that only seventy-six experiments have been retained for calculation of averages. The black-box model have not provided (due to a bad initialization of the coefficients) suitable restoration in 24% of the cases. The figure 7 gathers the results of MSE for the three inverse models. The figure 8 illustrates the signals obtained for the output signals deconvolutions with a SNR of 33 dB.

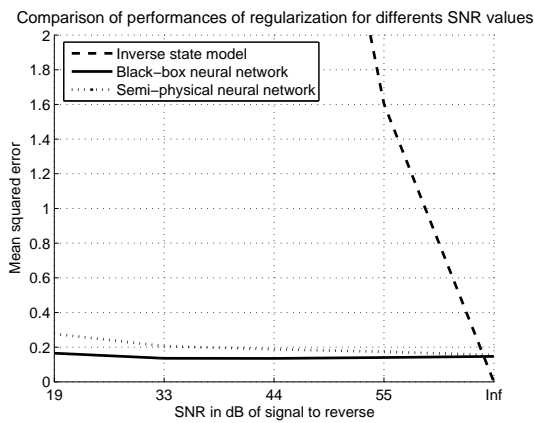


Figure 7: Impact of neural models on the regularization: evolution of the three models MSE according to the SNR.

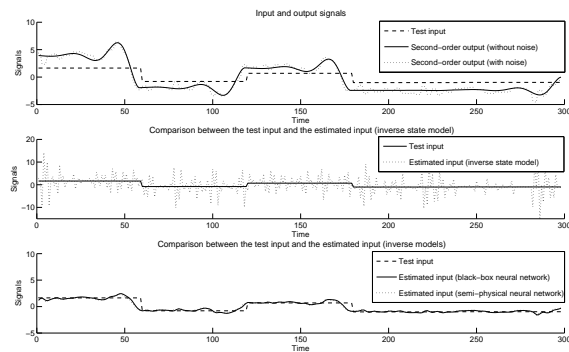


Figure 8: a) Test signals (SNR of 33 dB), b) Deconvolution by the reverse state model, c) Deconvolution by the inverse neural models.

Noiseless case: In absence of noise in training and test signals, black-box and semi-physical models provide similar mean performances (MSE of approximately 0.18) and in addition relatively near to the inverse state model.

Noisy case: When the noise grows in the training and test signals, the two neural models are much less sensitive to the noise than the inverse state model (figure

7). The regularizing effect is real. The semi-physical model has good performances but, the constraint imposed by the structure of the network and the more reduced number of connections (synapses), decreases the robust effect to the noise (loss of the neural network associative properties) and slightly places this model in lower part of the black-box model. It is thus noted that performances in term of regularization are much better than for the inverse state model, but a little worse than for the black-box model (MSE increases more quickly). The performances seem to be a compromise between the knowledge-based and the black-box model. Let us note that this difference grows with a higher order model and also increases the number of neurons.

6.2 Test On Learning Effort

For this test, we have compared the product of the MSE by the number of epochs, i.e. the final error amplified by the iteration count of the training phase. Learning stops if the iteration count exceeds 250 or if MSE is lower than 0,03. We have made a distinction between errors at the end of the training (figure 9) and errors on the test as a whole (figure 10).

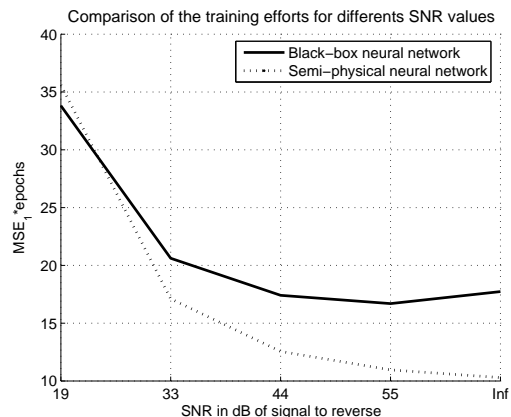


Figure 9: Curves of learning effort on the training set.

As learning effort depends on the number of neurons, one compares the black-box and gray-box networks with an equal number of neurons. In the first, all the weights of connections are unknown. In the second, one considers all the weights with the exception of the three coefficients corresponding to non-existent connections and being null. On figure 9, we note that the gray-box model is more effective when the noise is weak. Physical knowledge supports the convergence of the weights so that the behavior approaches the data. This seems to be checked until SNR of about 20 dB as in our example. Beyond

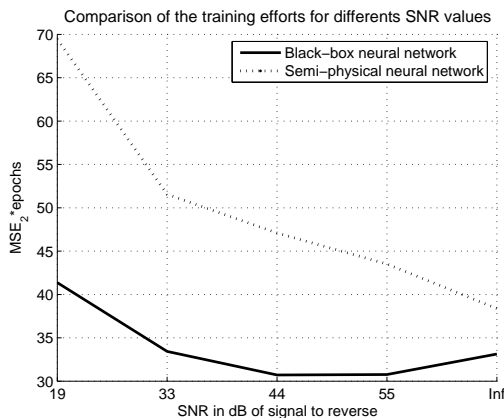


Figure 10: Curves of learning effort on the test set.

that, it is the black-box which is slightly more effective. On figure 10, the tendencies are the same for the black-box model. The gray-box model is penalized by the constraint imposed by the neural framework and the more reduced number of connections. Within the framework of a traditional second order ODE, the semi-physical model seems to require a greater effort with the test set than the black-box model. Indeed, within the framework of this example, the number of coefficients remaining free for the gray-box model being relatively low, it leads to a loss of the generalization capacity compared to the black-box model. However, this supremacy is quite relative since only 76% of the tests carried out have been conclusive for the black-box model and 100% for the gray-box model.

7 CONCLUSION

We have examined the performances of an inverse dynamic model by fusion of statistical learning and deterministic modeling. For the study, our choices have gone toward the design of an inverse semi-physical model using a looped neural network. We have compared the latter with an inverse fully connected neural network. Experimental results on a second order system have shown that the inverse gray-box neural model is more parsimonious and presents better performances in term of learning effort than the inverse black-box neural model, because of knowledge induced by the deterministic model. The performances in term of inverse modeling precisions are visible since the input restoration errors are weak. The neural training plays the part of statistical regressor and of regularization operator. Finally, a higher order model increases the number of neurons and then improves the robust effect to the noise of the gray-box model.

REFERENCES

- Cherkassky, V., Krasnopolsky, V. M., Solomatine, D., and Valdes, J. (2006). Computational intelligence in earth sciences and environmental applications: Issues and challenges. *Neural Networks*, 19, issue 2:113–121.
- Dreyfus, G., Martinez, J. M., Samuelides, M., Gordon, M. B., Badran, F., Thiria, S., and Hérault, L. (2004). *Réseaux de Neurones: Méthodologies et Applications*. Eyrolles, 2ème édition, Paris.
- Groetsch, C. W. (1993). *Inverse Problems in the Mathematical Sciences*. Vieweg Sohn, Wiesbaden.
- Hornik, K., Stinchcombe, M., and White, H. (1989). Multilayer feedforward networks are universal approximators. *Neural Networks*, 2:359–366.
- Idier, J. (2001). *Approche Bayésienne pour les Problèmes Inverses*. Traité IC2, Série Traitement du Signal et de l'Image, Hermès, Paris.
- Krasnopolsky, V. M. and Fox-Rabinovitz, S. F. (2006). Complex hybrid models combining deterministic and machine learning components for numerical climate modeling and weather prediction. *Neural Networks*, 19:122–134.
- Krasnopolsky, V. M. and Schillerb, H. (2003). Some neural network applications in environmental sciences. part i: Forward and inverse problems in geophysical remote measurements. *Neural Networks*, 16:321–334.
- Ljung, L. (1999). *System Identification, Theory for the User*. Prentice Hall, N. J.
- Mohammad-Djafari, A., Giovannelli, J. F., Demoment, G., and Idier, J. (2002). Regularization, maximum entropy and probabilistic methods in mass spectrometry data processing problems. *Int. Journal of Mass Spectrometry*, 215, issue 1:175–193.
- Nguyen, D. and Widrow, B. (1990). Improving the learning speed of 2-layer neural networks by choosing initial values of the adaptive weights. *Proceedings of the International Joint Conference on Neural Networks*, 3:21–26.
- Oussar, Y. and Dreyfus, G. (2001). How to be a gray box : Dynamic semi-physical modeling. *Neurocomputing*, 14:1161–1172.
- Sontag, E. D. (1996). Recurrent neural networks : Some systems-theoretic aspects. Technical Report NB, Dept of mathematics, Rutgers University, U.S.A.
- Thikhonov, A. N. and Arsenin, V. Y. (1977). *Solutions of ill Posed Problems*. John Wiley, New York.