

A GROWING FUNCTIONAL MODULE DESIGNED TO TRIGGER CAUSAL INFERENCE

Jérôme Leboeuf Pasquier

*Departamento de Ingeniería de Proyectos, CUCEI, Universidad de Guadalajara
Apdo. Postal 307, CP 45101, Zapopan, Jalisco, México
jleboeuf@dip.cucei.udg.mx*

Keywords: Artificial brain, epigenetic robotics, autonomous control, learning system, growing neural network.

Abstract: “Growing Functional Modules” constitutes a prospective paradigm founded on the epigenetic approach whose proposal consists in designing a distributed architecture, based on interconnected modules, that allows the automatic generation of an autonomous and adaptive controller (artificial brain). The present paper introduces a new module designed to trigger causal inference; its functionality is discussed and its behavior is illustrated applying the module to solve the problem of a dynamic maze.

1 INTRODUCTION

1.1 The Epigenetic Approach

According to Epigenesis, introduced in Developmental Psychology by Piaget (Piaget, 1970), the emergence of intelligence in a system requires such system to have a physical presence (embodiment) that allows an interaction with the environment (situatedness), furthermore this system should hold an “epigenetic developmental process” in charge of developing some specific skills to fulfill particular goals. If extrapolating this theory to Computer Science, Robotics constitutes the proper application field as it provides both embodiment and situatedness; then, an intelligent system performing as the robot’s controller could emulate the “epigenetic developmental process”.

Formally introduced in (Leboeuf, 2005), Growing Functional Modules (GFM) constitutes a prospective paradigm founded on this epigenetic approach. As a result, a GFM controller gradually acquires the specialized abilities while trying to satisfy some induced internal goals, which can be interpreted as motivations.

1.2 The Concept of GF Module

In input, a module receives requests; each request corresponds to the directive of reaching a specific state. The corresponding finite set of states is

initially empty, but it gradually increases integrating as a new state, any distinct values provided by feedback. Furthermore, each module is assigned a set of commands that allows it acting on its environment, either directly by positioning some actuators or indirectly by sending requests to other modules. States transitions are achieved triggering these commands. Hence, each module enclosed a dynamic structure, typically a network of cells that gradually grows to memorize the correlations between these state transitions and a corresponding sequence of commands.

The engine of the module is in charge of retrieving an optimal sequence of transitions connecting the current state to the requested one and then, replicating it while triggering the corresponding sequence of commands (propagation). Obviously, the environment, commonly the real world, does not present a deterministic behavior due mainly, to an incomplete perception (the finite set of sensors reflects only a fraction of the reality); but also to errors associated to sensing (like round off, precision of the sensors, mechanical imperfections and external disturbances). So, when feedback exhibits some minor differences between the predicted behaviour and the obtained one, an adaptation mechanism is in charge of adjusting the current transitions; while, in case of major differences, a new sequence of transitions may be computed and then replicated.

GF modules have no previous learning phase; learning and adaptation may occur at any time when

propagation does not fit the previously acquired behaviour. Nevertheless, to avoid a limitless growing of the internal structure, this structure must converge when interacting with a stable environment, i.e. an environment in which for this specific module the same causes produce the same effects during a certain period of time.

As a result, a module constitutes an autonomous entity able by its own to perform a specific class of control. For instance, two recent papers describe the RTR-Module and its improved version (Leboeuf, 2006) designed to perform basic automatic control; its behavior is illustrated by the application to an inverted pendulum.

1.3 The Concept of GFM Architecture

In addition to the ports dedicated to input requests, to feedback and to output commands previously mentioned, all modules incorporate an input-output inhibition port that allows a module to prevent propagation in another one. As a result, the interconnection of modules through these communication ports allows the elaboration of a multi-purposes architecture.

An illustration of a GFM architecture including six modules of three different types is described in (Leboeuf, 2005). The corresponding controller shows its ability to discover and handle the potential functionalities of a virtual, mushroom shaped robot including the control of the single leg's steps, the direction of the body and the orientation of the hat. To induce learning of such functionalities, at least one global goal is required at the top of the architecture. In the case of the mushroom shaped robot, such induced motivation corresponds to light seeking.

In accordance with this approach, the GFM "programming process" consists of graphically designing the GFM architecture, i.e. interconnecting a set of functional modules. Afterward, two C++ source files are automatically generated; they contain the constructor of the controller and a description of the serial communication protocol between the controller and its associated application. Compiling these two files and linking them with the GFM library produce the GFM controller that initiates its activity when connected to the corresponding application (virtual or real). As a result, this paradigm, though still in a development phase, brings forward the possibility of setting up an autonomous and adaptive controller replacing the traditional programming task by the design and training of a distributed architecture.

As a prospective computer science paradigm, GFM offers several relevant aspects:

- First, memory is the exclusive product of a learning process;
- Second, the acquired knowledge and its processing engine are indivisible;
- Third, adaptation to changing environments is intrinsic;
- Fourth, all the learning process is guided by the satisfaction of global goals (that may be interpreted as motivations).

Therefore, as a system's architecture, GFM has a propensity to introduce a more natural concept of memory and knowledge processing.

2 THE CI-MODULE

2.1 Concept

Earlier, the conception and development of a new GF module arises to satisfy the necessity of controlling some specific hardware. Presently, the proposal of its creation comes out from the importance of causal inference in cognitive psychology. This assertion and the subsequent statements are inspired by the theories of cognitive psychology concerning learning and memory exposed in (Anderson, 1999).

There, causal inference appears to play a fundamental role concerning adaptation since an organism able to discover the cause of some phenomenon also acquires the ability of predicting and/or producing some behavior in its environment and consequently, it is able to control some particular aspects in order to satisfy its needs. Moreover, causal inference allows facing more complex situations than, for example, associative learning and therefore seems to be involved in many cognitive levels from simple action-reward activity to language acquisition.

Such important role of causal inference justifies its introduction as a new module of the Acting Area in charge of triggering the corresponding sequence of actions that satisfies a specific request from a higher module (a process referred in the previous paragraph as "producing some behavior"). Its counterpart belonging to the Sensing Area and in charge of interpreting multiple feedbacks from sensors (referred as "predicting some behavior") is still under study and will not be described in the present paper. Hence, active and passive functionalities of causal inference mentioned above

are partitioned to be integrated to the GFM architecture.

In robotics, GFM's field of application, causal inference should play a key role in planning because it requires the robot to elaborate an optimum path from an initial state corresponding to its current situation toward a final one that matches the requested conditions.

2.2 Achieving Propagation

The internal structure of a CI-Module is represented as a state graph, as illustrated on figure 1. The transition from one state to another is obtained by triggering the associated command. For example, from the current state, identified with black color and labeled with number '7', it is possible to reach the state labeled '6' by triggering the command c_4 , at least when the universe is fully deterministic. Then, different sequences of commands allow, starting from the current state, reaching the goal state labeled with number '9' and identified with a double circle. For example, the sequences $(c_1 c_1 c_2)$, $(c_1 c_1 c_1 c_4)$, $(c_2 c_4 c_1 c_2)$, $(c_3 c_2 c_4)$ among many others, comply with this purpose. Internally, all states are defined and validated as a result of the feedback values and the goal state is given by the input request. Besides, all commands belong to the set assigned to the module during the designing phase.

As a consequence, propagation consists of finding and applying the optimal sequence of commands to reach the goal. The qualifier "optimal" refers to the sequence offering the lowest cost while considering that each command has an associated cost. This problem is analogous to the search of the shortest path in a graph considering that the weights given here, represent the cost associated with the commands. With the condition, presently verified, that all weights are positive, Dijkstra's algorithm

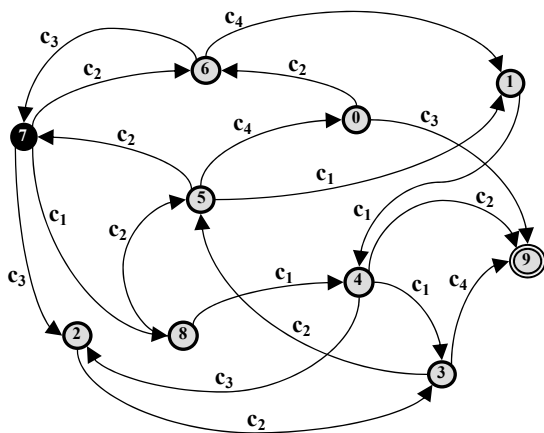


Figure 1: Graph of the internal structure of a CI-Module.

(Dijkstra, 1959) always encounters the optimal solution to this problem. The principle of this algorithm consists in repeatedly adding the most economical edge from the currently visited nodes to any unvisited ones, and iterating this process until reaching the goal node. Several authors have proposed alternative solutions with better performances but with distinct hypothesis (Cooper et al., 2000); so, at present, propagation is still guided by an implementation of the Dijkstra's algorithm. In case, all commands have the same cost, then the best path would have the lowest number of transitions; in case several paths have the same number of transitions (see blue and green paths represented on figure 2) then the first one provided by the shortest-paths algorithm will be chosen.

The costs mentioned previously in the propagation process are obtained as follows: each time it triggers a command, any GF acting module provided an extra feedback value that either refers the effort produced by the actuator to realize the corresponding action or, in case of a lower module, integrates all the subsequent efforts leading to comply the corresponding request. This is an important aspect as any module must prefer the lowest solution. This feedback value produced by a lower level set up the cost associated to the transition. This cost may vary in time due to external effects (see section 2.4), thus it must be updates permanently as follows: each time a transition is applied successfully, a new cost is assigned as the half of the sum of the current cost and the returned value.

2.3 Learning Transitions

To comply with the GFM paradigm, a module must build up its internal structure from nothing, only using the guidance of the feedback. At the

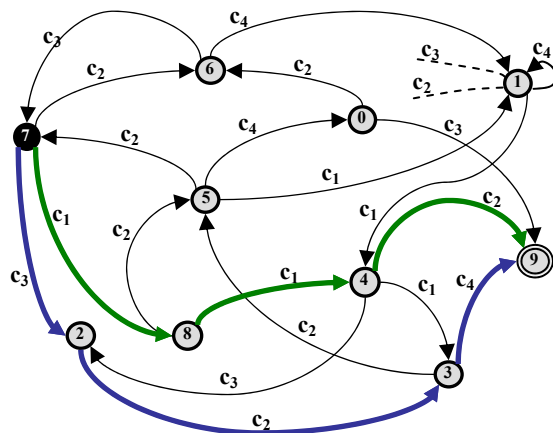


Figure 2: Two optimal paths to the goal state.

beginning, the initial state, given by the feedback, corresponds to the local perception of the initial value of a particular sensor. Then, from this state, a randomly selected command is triggered and eventually a new state discovered; this process is reiterated each time there is no path leading to the requested goal, including the particular case when this requested goal is still unknown and sometimes non-existent; furthermore, each different value given by the feedback is interpreted as a new state.

The graph resulting from this process is stored in memory and permanently updated. According to the illustration of figure 2, the only transition from state '1' is correlated to the command c_1 , it comes out that the commands c_2 and c_3 have not been tested yet and that the command c_4 do not produce any transition. Commands like c_4 should be ignored as they do not generate a state transition nevertheless they must be occasionally triggered to corroborate this fact. If required, the graph is updated because, as exposed next section, the environment is rarely deterministic.

2.4 Dealing with Non Determinism

The previous description of the CI-Module considers the interaction with a deterministic environment, nevertheless in the real world, an action often produces uncertain effects due to

- The imprecision of the sensory system that engenders an incomplete representation of the environment;
- The presence of external and hidden effects;
- The eventual presence of other entities that possibly alter the current representation.

2.4.1 First Mechanism

Therefore, each time a command is triggered, the new current state is determined by the supplied

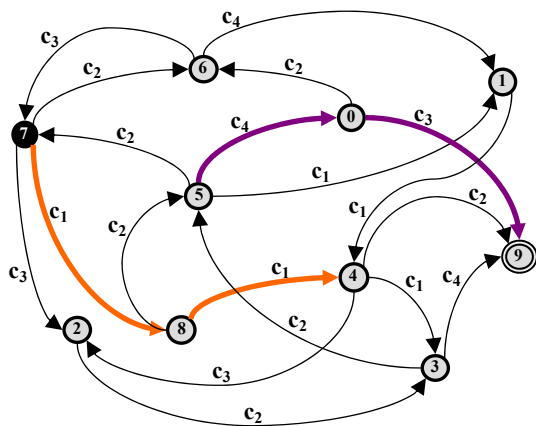


Figure 3: Re-computing the predicted path.

feedback. If this state corresponds to the predicted one, then propagation may continue in accordance with the computed path; on the opposite, a new path, starting from the new current state, determined by the feedback value. This mechanism is fundamental to deal with non determinism; an illustration is presented figure 3 where the predicted path starting from state '7', passing by '8' and '4' to reach the goal state '9' must be recomputed because state '5' is specified by feedback instead of the predicted state '4'; next, a new path is computed that consists of states '5', '0' and finally '9'.

2.4.2 Second Mechanism

Moreover, in accordance with the previously mentioned uncertainty of the environment, our representation should not be deterministic but must offer a distribution of probabilities corresponding to the main outcomes of a command triggered from a specific state. Such distribution of probabilities should reflect the previous experience.

Several paradigms, in particular those based on probability calculus like Markov Chains (Wai-Ki and Michael, 2006) or Bayesian Networks (Jansen, 2001), build faithful representation of the environment. Nevertheless, with regard to our problem, they present the major inconvenient to constitute passive processes, in the sense that they do not act directly on the environment to establish a resultant representation. In fact, these paradigms are fine candidates to the sensing counterpart of the CI-Module mentioned in section 2.1. Presently, an alternative process has been implemented and this is for two reasons: first to increase efficiency since one criterion for growing functional modules is to be a low cpu and memory consumer; next, because only short term memory is required since it is assumed that the response of the environment may frequently change and so, its resulting feedback. In other

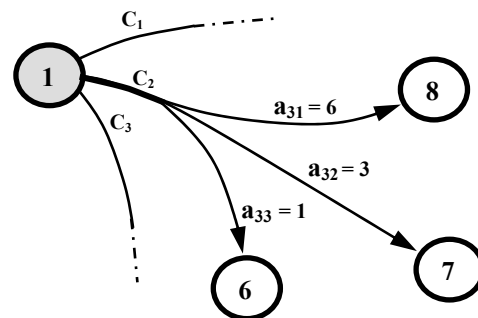


Figure 4: Memorizing different transitions generated by a specific command c_2 .

words, the second implementation will favor fast adaptation over long time memory.

The implementation of this process consists in memorizing a small finite number t of different transitions generated by a specific command c from a given state s during a few last p intents and in assigning the number a_i of achievements to each transition. For example, the transition depicted on figure 4, reflects that during the last p attempts of triggering the command c_2 from the state '1', six transitions reached the state '8', three reached the state '7' and one the state '6'. Consequently, state '8' that actually presents the highest reliability is considered as the expected transition and is used to compute the predicted path to reach the goal state. It must be noticed that the sum of the achievements is not equal to the number of attempts p because while the successful alternative is incremented, all others are decremented at the same time. Further, when an alternative reaches the value p then, this means that no other alternatives had appeared during the last p attempts. Therefore, p reflects the sensibility to cope with the changes that presents the environment: a lower value of p produces a more dynamic behavior.

The transitions' reliability is updated in the following way: each time a command is triggered, the resulting transition is compared to the t memorized transitions. If found, its corresponding reliability is incremented while the reliabilities of all the other alternatives are decremented. If not found, this new transition replaces the lowest memorized one, and its reliability is set to 1. This mechanism obviously favors the most recent outcomes of a transition contrarily to a model based on historical probability. In some way, experiments practiced on rats dealing with mazes support this choice: the last successful outcome obtains a relative predominance over historical experience.

2.4.3 Additional Mechanisms

Three additional mechanisms are described in this section; they all have been introduced to improve the propagation in the internal structure of the CI-Module.

The third mechanism consists of triggering, from time to time, a command that, until now, has not produced any transition from a particular state; like for example in figure 2, the command c_4 triggered from state '1'. This mechanism allows the detection of potential paths that, on the contrary, would remain ignored after being the object of an initial failure. The implementation consists in periodically triggering unproductive actions if any exist. In

practice, when a state has been activated a predefined number of times, an unproductive action is randomly selected and triggered.

The fourth mechanism consists of allowing computation of the path using the best and the second best transitions when their reliabilities are relatively close. This mechanism reflects the fact that two close reliabilities denote two good potential transitions. But, this mechanism presents the inconvenience to consequently increase the processing time necessary to compute the optimum path; therefore, its application is only optional.

The fifth mechanism has been introduced to take into account the reliability of a transition. When applying the Dijkstra algorithm, the choice of the optimum path is achieved taking into account the cost of the transition as previously described, but also considering its reliability. This mechanism clearly indicates that a longer but more reliable path should be preferred to a shorter but more erratic one. The implementation of this mechanism consists of linearly increasing the cost according to the reliability of the transition: the cost is doubled when the reliability is minimal (i.e. equal to 1) and unchanged when the reliability is maximum (i.e. equal to p). Moreover, introducing reliability in the evaluation of the potential paths contributes to make the previous one obsolete.

A simplified pseudo-algorithm of the final process is given figure 5; the presence of the different mechanisms is also indicated.

3 COMPLIANCE

Any Growing Functional Module must satisfy three main requirements to comply with the GFM paradigm and thus, to be interconnected with other modules and integrated into a GFM architecture. These requirements, discussed in the present section, contemplate the growing of the internal structure, the interconnection with other modules and the contribution of the module.

First, the internal structure of any module must be initially nonexistent and designed to gradually grow as the result of some learning mechanisms. Moreover, these mechanisms must allow the permanent adaptation of the internal structure although this structure must stabilize when performing in a stable environment. The implementation of the CI-Module describes in section 2 satisfies this requirement: when the initial request is received as input, the first state is originated; then new structures are created only in

cent. Hence, the recommendation should be given to the programmer, i.e. designer of the architecture, to estimate the number of discrete states that will generate a particular feedback from the environment.

Note that it could be assumed that a higher number of commands will produce a larger internal structure though there is no strict mathematical relation between these concepts. This last assertion may be inferred from the following example: all the possible commands on actuators may be integrated within a tiny structure of only two states representing “mobility” and “immobility”. Nevertheless, it could be assumed that, when integrating the CI-Module with an architecture, it is convenient to associate a reduced set of commands.

In conclusion, due to its compliance, the corresponding C++ implementation of the CI-Module may be added to the GFM library that integrates all the fundamental components and permits the design of an architecture for a GFM controller.

4 APPLICATION

As mentioned before, each time a GF module is developed a corresponding application must be programmed and tested in parallel because the module is supposed to be able to perform as a controller on its own. Such an application represents the challenge that directs the development of a specific module.

In cognitive psychology, mazes constitute natural tools to investigate causal inference. The obtained results in this area have inspired in some way the present study as, for example, the reference introduced at the end of section 2.4.2. Actually, a maze is the application defined to evaluate the performance of the CI-Module. Nevertheless, the behaviour of a rat in a maze is more complex than a causal inference based control system because others cognitive abilities like spatial representation take part in the process.

In the current application, maze’s positions correspond to states whose current one is provided as feedback to the controller; meanwhile the set of actions is composed of the elementary moves in each of the four possible directions: north, south, east and west. The task of the module consists of learning the configuration of a particular maze as illustrated on figure 6 and learning to satisfy a request that stipulates which position to reach. Thus a classic maze is implemented with three additional characteristics:

- First, the internal walls constituting the maze may shift randomly from time to time;
- Second, some “sliding effect” sometimes alters the response to an action, in other words the maze is not fully deterministic.
- Third, the cost of each move is a function of its direction.

Experimentally, the CI-Module is perfectly able to perform the task of learning and solving the maze. This is obvious since the maze offers a mirror representation of the state graph that describes the internal structure of the module. In fact, initially, the maze has been conceived as an illustration of the module’s expectations and then, it has been employed to guide its development. Hence, for the designer, the maze serves as a reference of the ability of the CI-Module.

The major difficulty has been to deal with the walls’ shifts in absence of tactile or visual perception and thus, to discover a potential shorter path as the emergent one indicated with dashed lines on figure 6. In absence of any complementary perception, the solution, given in section 2.4.3 consists of occasionally, triggering apparently inefficient commands, thus giving the system the ability of discovering new opportunities. Despite its slowness, this mechanism satisfies the initial requirement of adaptability inherent to the architecture.

The tests have been realized running the single module on a computer and the maze application on another, both connected by a serial connection implemented with the GFM standard protocol. The results show that the version of the CI-Module described in this paper, comply with all its expected functionalities.

Finally, the importance of feedback timing must be considered. In practice, the perception of a causal inference depends of the proximity in space and mostly time between an action and an effect. So, as the delay increases, the consistency of the relation decreases. The feedback is provided to the CI-Module once the command has been fully performed. In the case of commands triggered by modules that involve requests to lower modules, the feedback is provided when all the subsequent commands have been applied and, consequently this will increase the feedback’s delay. However, the reaction of the environment is not always instantaneous; for example, “the production of heat as resulting from switching on a lamp” represents a complex inference as a result of the extended delay that occurs between both events. In such case, the sensing Area is supposed to help providing the

interpretation of the phenomenon, but, at this time there is no evidence to support this hypothesis.

5 CONCLUSIONS

The present paper introduced a novel Growing Functional Module designed to perform causal inference. Its conception and implementation are fully described and its behavior illustrated by the application to a dynamic maze problem.

The foremost conclusion is that this module shows to be fully functional and compliant with the requirements of any Growing Functional Module. Consequently, it has been added to the GFM library that incorporates all the components employed to automatically build GFM controllers. Besides, the internal structure of the CI-Module exhibits the intrinsic qualities of the epigenetic approach: both processes of learning and propagation are guided by a (restricted) feedback of the environment.

Forthcoming works derived from the present one include a module conceived as a counterpart of the CI-Module designed to integrate the Acting Area. The internal structure of this future module of the Sensing Area is based on a Finite State Automaton. Furthermore, an improved version of the present module is also under study; it has a more complicated internal structure based on an Interpreted Petri Net.

REFERENCES

- Piaget, J., 1970. *Genetic Epistemology*. Series of Lectures, Columbia University Press, Columbia, New York.
- Wai-Ki, C. & Michael, K.N., 2006. *Markov Chains: Models, Algorithms and Applications*. Springer Eds.
- Jansen, F.V., 2001. *Bayesian Networks and Decision Graphs*, Springer Eds.
- Leboeuf, J., 2005. *Growing Functional Modules, a Prospective Paradigm for Epigenetic Artificial Intelligence*. Lecture Notes in Computer Science 3563. Springer, pp. 465-471.
- Leboeuf, J., 2006. *A Growing Functional Module Designed to Perform Basic Real Time Automatic Control*. Publication pending in Lecture Notes in Computer Science, Springer.
- Leboeuf, J., 2006. *Improving the RTR Growing Functional Module*. Proceedings of the 32nd Annual Conference of the IEEE Industrial Electronics Society, IECON'06 Paris, pp. 3945-3950.
- Leboeuf, J., 2005. *Applying the GFM Prospective Paradigm to the Autonomous and Adaptive Control of a Virtual Robot*. Lecture Notes in Artificial Intelligence, Springer 3789, pp. 959-969.
- Dijkstra, E.W., 1959. *A Note on Two Problems in Connexion with Graphs*. Numerische Mathematik 1, pp. 269-271.
- Fredman, M.L. & Tarjan, R.E., 1987. *Fibonacci Heaps and their Use in Improved Network Optimization*. Journal of the ACM Vol. 34, pp 596-615.
- Matias, Y., Vitter J.S. & Young, N.E., 1994. *Approximate Data Structure with Applications*. Proceedings of the ACM-SIAM Symposium, pp. 187-194
- Cooper, C., Frieze, A., Mehlhorn, K. & Priebe, V., 2000, *Average-Case Complexity of Shortest Path Problems in the Vertex-Potential Model*.
- Anderson, J.R., 1999. *Learning and Memory, an Integrated Approach*. Wiley Eds.